

**Harvatek Surface Mount LEDs Data Sheet
V1081TX--20P001142**

| | | | |
|---|--------------------------------|----------------|-----------|
| Official Product | HT Part No. V1081TX--20P001142 | | |
| Tentative Product | ***** | ***** | |
| Specifications are subject to changes for improvement without advance notice. Proprietary data, drawings, company confidential all rights reserved. | 01/12/2017 | Version of 1.0 | Page 1/16 |

| | |
|---|-----------|
| DISCLAIMER | 3 |
| LIFE SUPPORT POLICY | 3 |
| PRODUCT SPECIFICATION | 4 |
| ATTENTION: ELECTROSTATIC DISCHARGE (ESD) PROTECTION..... | 4 |
| LABEL SPECIFICATIONS: | 5 |
| SPECIFICATIONS RANGE | 6 |
| CHROMATICITY COORDINATE: | 7 |
| PRODUCT FEATURES | 8 |
| ELECTRO-OPTICAL CHARACTERISTICS | 8 |
| PACKAGE OUTLINE DIMENSION AND RECOMMENDED SOLDERING PATTERN FOR REFLOW SOLDERING | 8 |
| ABSOLUTE MAXIMUM RATINGS | 8 |
| CHARACTERISTICS OF V1081TX..... | 9 |
| PRECAUTION FOR USE | 10 |
| PACKAGING | 11 |
| TAPE DIMENSION..... | 11 |
| REEL DIMENSION | 12 |
| PACKING..... | 12 |
| DRY PACK..... | 13 |
| BAKING | 13 |
| PRECAUTIONS..... | 13 |
| HANDLING OF SILICONE RESIN LEDS | 14 |
| REFLOW SOLDERING | 15 |
| REWORKING | 15 |
| CLEANING | 15 |
| REVISION HISTORY | 16 |

| | | | |
|---|--------------------------------|----------------|-----------|
| Official Product | HT Part No. V1081TX--20P001142 | | |
| Tentative Product | ***** | ***** | |
| Specifications are subject to changes for improvement without advance notice. Proprietary data, drawings, company confidential all rights reserved. | 01/12/2017 | Version of 1.0 | Page 2/16 |

DISCLAIMER

HARVATEK reserves the right to make changes without further notice to any products herein to improve reliability, function or design. HARVATEK does not assume any liability arising out of the application or use of any product or circuit described herein; neither does it convey any license under its patent rights, nor the rights of others.

Life Support Policy

HARVATEK's products are not authorized for use as critical components in life support devices or systems without the express written approval of the President of HARVATEK or HARVATEK INTERNATIONAL. As used herein:

1. Life support devices or systems are devices or systems which, (a) are intended for surgical implant into the body, or (b) support or sustain life, and (c) whose failure to perform when properly used in accordance with instructions for use provided in the labeling, can be reasonably expected to result in a significant injury of the user.
2. A critical component in any component of a life support device or system whose failure to perform can be reasonably expected to cause the failure of the life support device or system, or to affect its safety or effectiveness.

| | | | |
|---|--------------------------------|----------------|-----------|
| Official Product | HT Part No. V1081TX--20P001142 | | |
| Tentative Product | ***** | ***** | |
| Specifications are subject to changes for improvement without advance notice. Proprietary data, drawings, company confidential all rights reserved. | 01/12/2017 | Version of 1.0 | Page 3/16 |

Product Specification

| Item | Specification | Material | Quantity |
|-------------------------|--|--------------------------------------|------------------|
| Luminous Intensity(Iv) | 1800-2530 mcd @20mA/ T _S = 25°C ;Tolerance: ± 10% | | |
| Chromaticity Coordinate | As page 7 & 8 @20mA/ T _S = 25°C ;Tolerance: ± 0.005 | | |
| Vf | 2.9~3.7 V (0.1V/Bin) @20mA/ T _S = 25°C ;Tolerance: ± 0.05V | | |
| VZ | 0.5~1.5V@20mA | | |
| Resin | Yellow | Silicon Resin | |
| Carrier tape | According to EIA 481-1A specs | Conductive black tape | 2000pcs per reel |
| Reel | According to EIA 481-1A specs | Conductive black | |
| Label | HT standard | | |
| Packing bag | 220x240mm | Aluminum laminated bag/ no-zipper | One reel one bag |
| Carton | HT standard | Paper | Non-specified |

Others:

Each immediate box consists of 5 reels. The 5 reels may not necessarily have the same lot number or the same bin combinations of Iv, CIE and Vf. Each reel has a label identifying its specification; the immediate box consists of a product label as well.

Note :This is shipped test conditions

※Remarks: This product should be operated in forward bias. If a reverse voltage is continuously applied to the product, such operation can cause migration resulting in LED damage.

ATTENTION: Electrostatic Discharge (ESD) protection




The symbol to the left denotes that ESD precaution is needed. ESD protection for GaP and AlGaAs based chips is necessary even though they are relatively safe in the presence of low static-electric discharge. Parts built with AlInGaP, GaN, or/and InGaN based chips are **STATIC SENSITIVE devices**. ESD precaution must be taken during design and assembly.

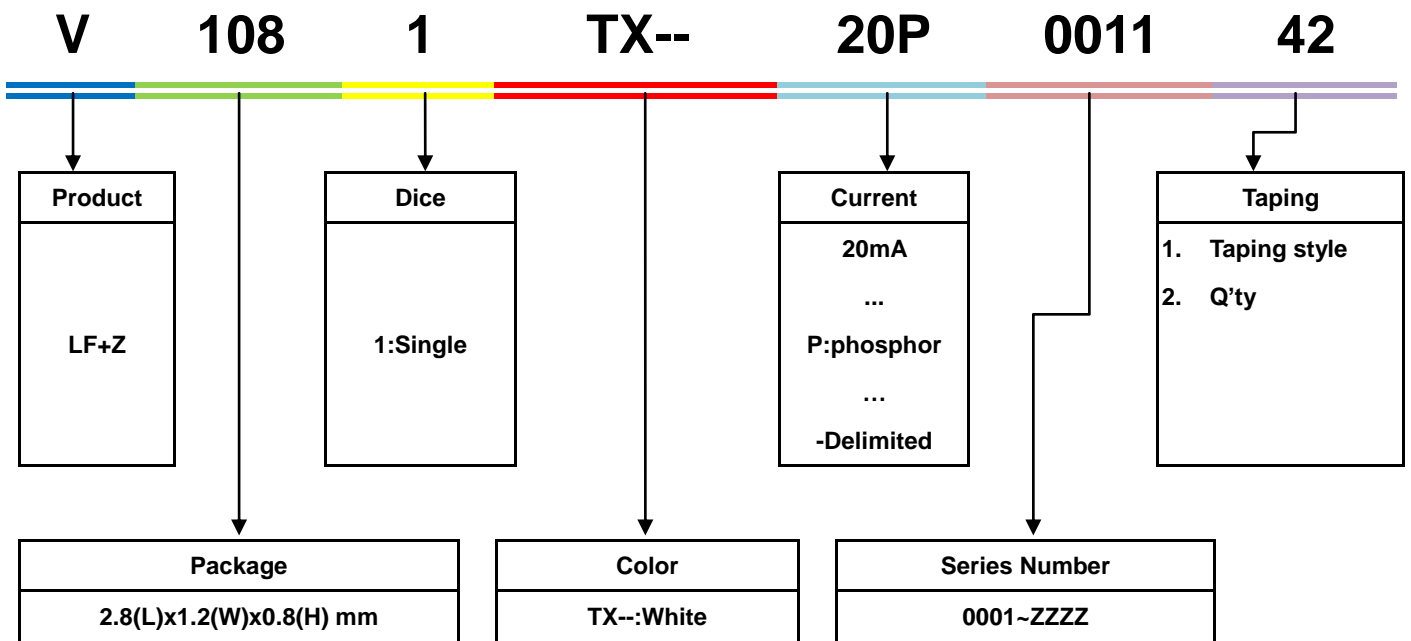
If manual work or processing is needed, please ensure the device is adequately protected from ESD during the process.

| | | | |
|---|--------------------------------|----------------|-----------|
| Official Product | HT Part No. V1081TX--20P001142 | | |
| Tentative Product | ***** | ***** | |
| Specifications are subject to changes for improvement without advance notice. Proprietary data, drawings, company confidential all rights reserved. | 01/12/2017 | Version of 1.0 | Page 4/16 |

Label Specifications:



Harvatek P/N



Lot No.:

| 1 | 2 | 3 | 4 | 5 | 6 | 7 | 8 | 9 | 10 |
|-----------------------|----------|--|--|--|--------------------|----------|--------------|----------|----------|
| E | 1 | A | 1 | A | 2 | 2 | L | 1 | 2 |
| Code 1 2 | | Code 3 | Code 4 | Code 5 | Code 6 | Code 7 | Code 8 | Code 9 | Code 10 |
| | | Mfg. Year | Mfg. Month | Mfg. Date | Consecutive number | | Special code | | |
| Internal Tracing Code | | 2010-A 2011-B 2012-C 2013-D . . | 1:Jan. 2:Feb. A:Oct. B:Nov. C:Dec. | 1:A 2:B 3:C ... 26:Z 27:7 28:8 29:9 30:3 31:4 | 01~ZZ | | 000~ZZZ | | |

| | | | |
|---|--------------------------------|----------------|-----------|
| Official Product | HT Part No. V1081TX--20P001142 | | |
| Tentative Product | ***** | ***** | |
| Specifications are subject to changes for improvement without advance notice. Proprietary data, drawings, company confidential all rights reserved. | 01/12/2017 | Version of 1.0 | Page 5/16 |

Specifications Range.

■ Luminous Intensity (Iv) Bin:

| Color | Bin Code | Spec. Range |
|-------|----------|---------------|
| TX | Z51 | 1800-1900 mcd |
| | Z52 | 1900-2010 mcd |
| | Z61 | 2010-2125 mcd |
| | Z62 | 2125-2250 mcd |
| | Z71 | 2250-2385 mcd |
| | Z72 | 2385-2530 mcd |

Note: It maintains a tolerance of $\pm 10\%$ on luminous intensity

■ Color Bin:

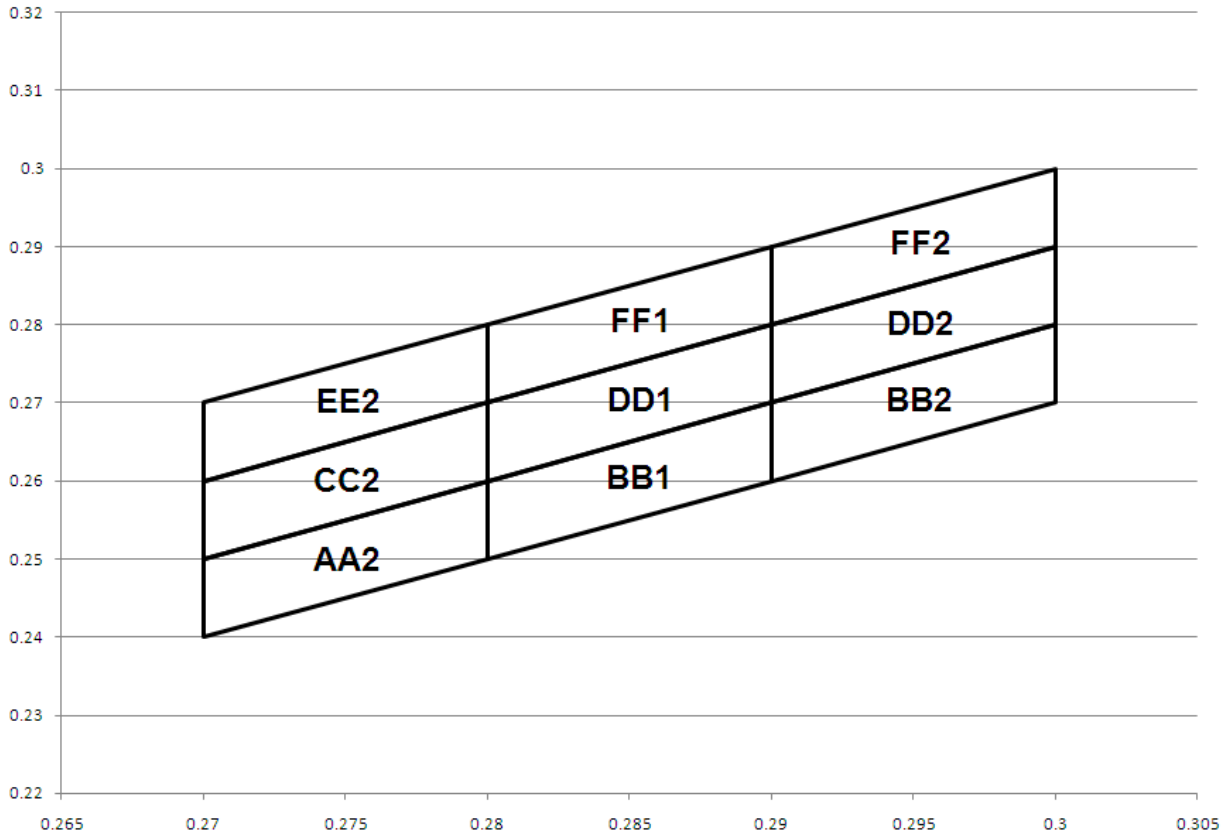
| AA2 | | BB1 | | BB2 | | CC2 | | DD1 | |
|------|------|------|------|------|------|------|------|------|------|
| X | Y | X | Y | X | Y | X | Y | X | Y |
| 0.27 | 0.24 | 0.28 | 0.25 | 0.29 | 0.26 | 0.27 | 0.25 | 0.28 | 0.26 |
| 0.27 | 0.25 | 0.28 | 0.26 | 0.29 | 0.27 | 0.27 | 0.26 | 0.29 | 0.27 |
| 0.28 | 0.26 | 0.29 | 0.27 | 0.3 | 0.28 | 0.28 | 0.27 | 0.29 | 0.28 |
| 0.28 | 0.25 | 0.29 | 0.26 | 0.3 | 0.27 | 0.28 | 0.26 | 0.28 | 0.27 |
| 0.27 | 0.24 | 0.28 | 0.25 | 0.29 | 0.26 | 0.27 | 0.25 | 0.28 | 0.26 |

| DD2 | | EE2 | | FF1 | | FF2 | |
|------|------|------|------|------|------|------|------|
| X | Y | X | Y | X | Y | X | Y |
| 0.29 | 0.27 | 0.27 | 0.26 | 0.28 | 0.27 | 0.29 | 0.28 |
| 0.29 | 0.28 | 0.28 | 0.27 | 0.29 | 0.28 | 0.29 | 0.29 |
| 0.3 | 0.29 | 0.28 | 0.28 | 0.29 | 0.29 | 0.3 | 0.3 |
| 0.3 | 0.28 | 0.27 | 0.27 | 0.28 | 0.28 | 0.3 | 0.29 |
| 0.29 | 0.27 | 0.27 | 0.26 | 0.28 | 0.27 | 0.29 | 0.28 |

Note: It maintains a tolerance of x, y ± 0.005

| | | | |
|---|--------------------------------|----------------|-----------|
| Official Product | HT Part No. V1081TX--20P001142 | | |
| Tentative Product | ***** | ***** | |
| Specifications are subject to changes for improvement without advance notice. Proprietary data, drawings, company confidential all rights reserved. | 01/12/2017 | Version of 1.0 | Page 6/16 |

Chromaticity Coordinate:



■ Forward Voltage (Vf) Bin:

| Color | Bin Code | Spec. Range |
|-------|----------|-------------|
| TX | H2 | 2.9-3.0V |
| | H3 | 3.0-3.1V |
| | H4 | 3.1-3.2V |
| | J1 | 3.2-3.3V |
| | J2 | 3.3-3.4V |
| | J3 | 3.4-3.5V |
| | J4 | 3.5-3.6V |
| | K1 | 3.6-3.7V |

Note: It maintains a tolerance of $\pm 0.05V$ on forward voltage measurements

| | | | |
|---|--------------------------------|----------------|-----------|
| Official Product | HT Part No. V1081TX--20P001142 | | |
| Tentative Product | ***** | ***** | |
| Specifications are subject to changes for improvement without advance notice. Proprietary data, drawings, company confidential all rights reserved. | 01/12/2017 | Version of 1.0 | Page 7/16 |

Product Features

Electro-Optical Characteristics

(T_{Soldering} ,25 °C)

| Series | Emitting Color | Material | V _F (V) | | Chromaticity Coordinate x,y | I _V (mcd) Typical | Viewing Angle 2θ _{1/2} |
|---------|----------------|----------|--------------------|-----|--------------------------------|---------------------------------|------------------------------------|
| | | | typ | max | | | |
| V1081TX | White | InGaN | 3.2 | 3.7 | x=0.2850 ,y=0.2700 | 2125 | 110 |

Package Outline Dimension and Recommended Soldering Pattern for Reflow Soldering

(Unit:mm Tolerance: +/-0.1)

| Outline Dim. | Soldering Pattern |
|--------------|-------------------|
| | |

Soldering terminals may shift in the x, y direction.

Absolute Maximum Ratings

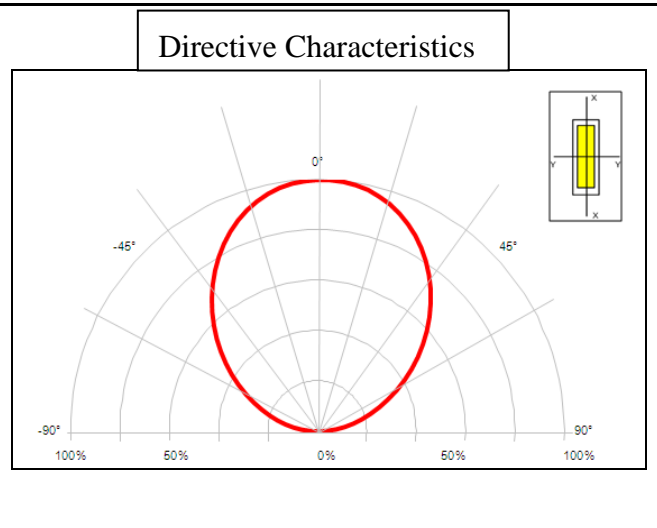
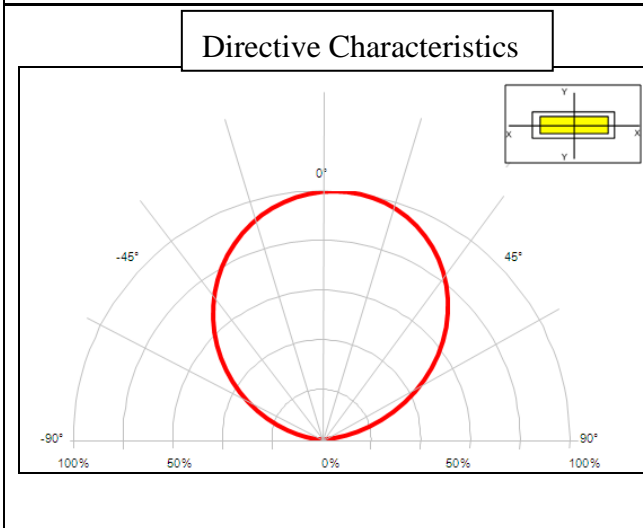
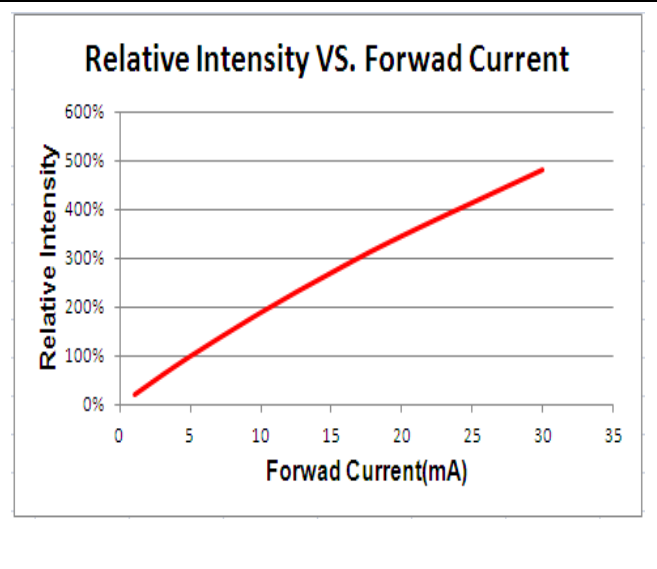
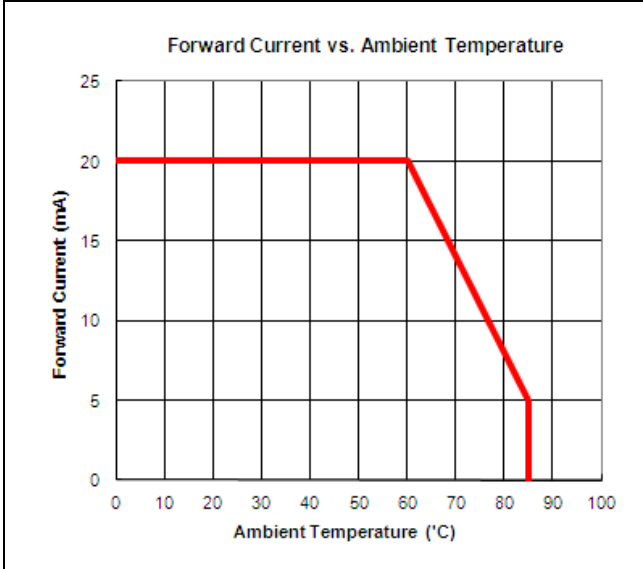
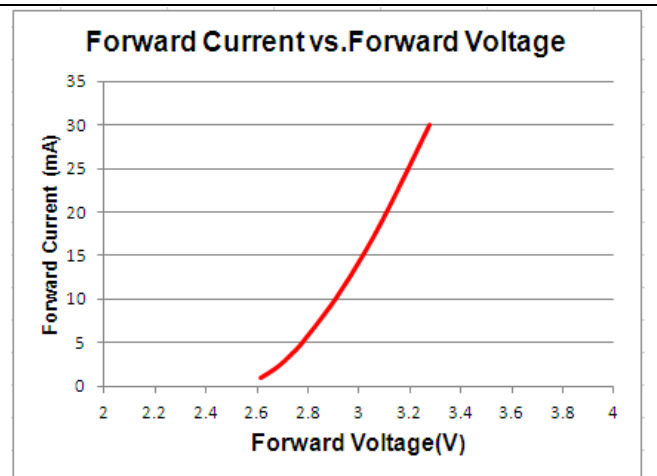
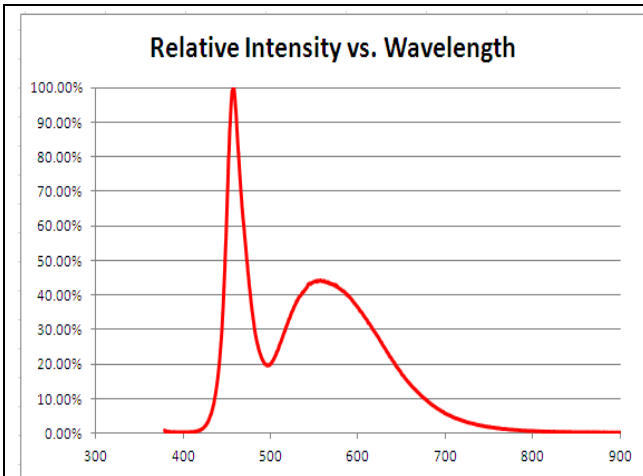
(T_{Soldering} ,25 °C)

| Series | P _D (mW) | I _F (mA) | I _{FP} (mA)* | T _{OP} (°C) | T _{ST} (°C) |
|--------|---------------------|---------------------|-----------------------|-----------------------|----------------------|
| Color | Power Dissipation | Forward Current | Pulse Forward Current | Operating Temperature | Storage Temperature |
| TX | 74 | 20 | 30 | -40~+85 | -40~+100 |

* Condition for I_{FP} is pulse of 1/10 duty and 0.1msec width

| | | | |
|---|--------------------------------|----------------|-----------|
| Official Product | HT Part No. V1081TX--20P001142 | | |
| Tentative Product | ***** | ***** | ***** |
| Specifications are subject to changes for improvement without advance notice. Proprietary data, drawings, company confidential all rights reserved. | 01/12/2017 | Version of 1.0 | Page 8/16 |

Characteristics of V1081TX



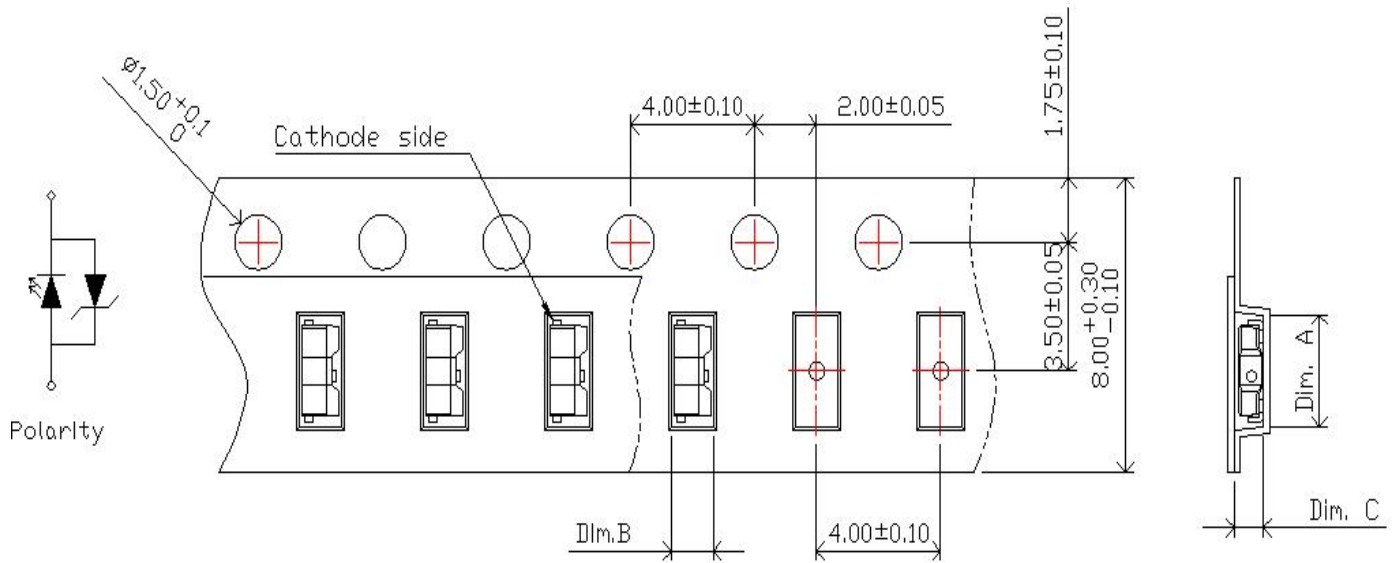
| | | | |
|---|--------------------------------|----------------|-----------|
| Official Product | HT Part No. V1081TX--20P001142 | | |
| Tentative Product | ***** | ***** | |
| Specifications are subject to changes for improvement without advance notice. Proprietary data, drawings, company confidential all rights reserved. | 01/12/2017 | Version of 1.0 | Page 9/16 |

Precaution for Use

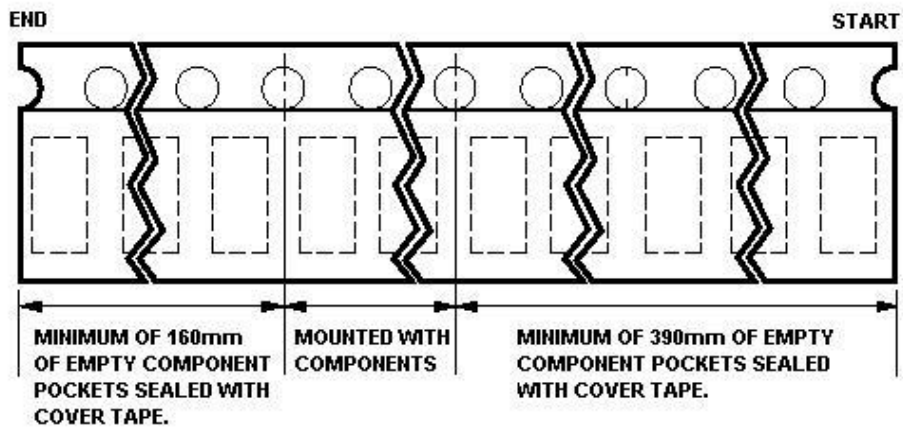
1. The chips should not be used directly in any type of fluid such as water, oil, organic solvent, etc.
2. When the LEDs are illuminating, the maximum ambient temperature should be first considered before operation.
3. LEDs must be stored in a clean environment. A sealed container with a nitrogen atmosphere is necessary if the storage period is over 3 months after shipping.
4. The LEDs must be used within 4 weeks after unpacked. Unused products must be repacked in an anti-electrostatic package, folded to close any opening and then stored in a dry and cool space.
5. The appearance and specifications of the products may be modified for improvement without further notice.
6. The LEDs are sensitive to the static electricity and surge. It is strongly recommended to use a grounded wrist band and anti-electrostatic glove when handling the LEDs. If a voltage over the absolute maximum rating is applied to LEDs, it will damage LEDs. Damaged LEDs will show some abnormal characteristics such as remarkable increase of leak current, lower turn-on voltage and getting unlit at low current.

| | | | |
|---|--------------------------------|----------------|------------|
| Official Product | HT Part No. V1081TX--20P001142 | | |
| Tentative Product | ***** | ***** | |
| Specifications are subject to changes for improvement without advance notice. Proprietary data, drawings, company confidential all rights reserved. | 01/12/2017 | Version of 1.0 | Page 10/16 |

Packaging Tape Dimension

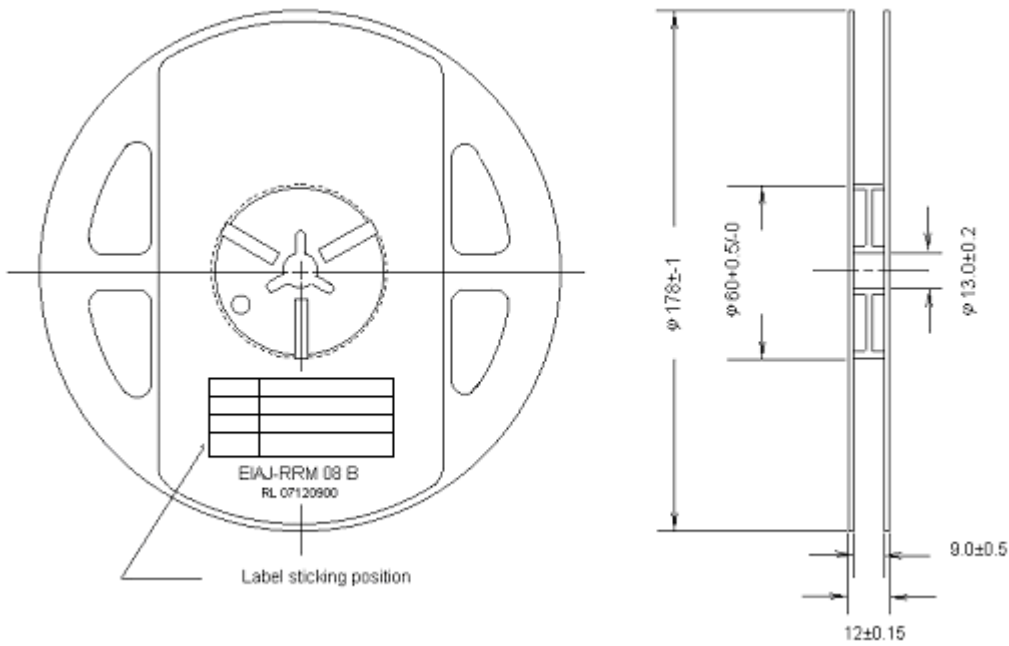


| Dim. A | Dim. B | Dim. C | Q'ty/Reel |
|-----------------|-----------------|-----------------|-----------|
| 3.05 ± 0.05 | 1.35 ± 0.05 | 0.95 ± 0.05 | 2K |

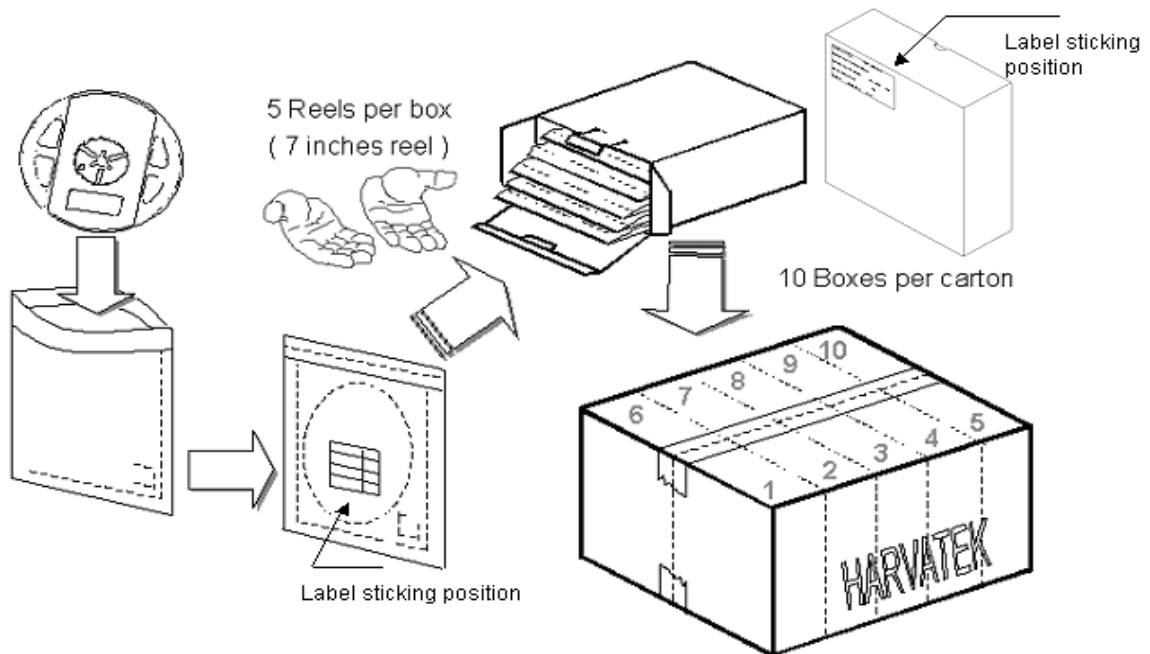


| | | | |
|---|--------------------------------|----------------|------------|
| Official Product | HT Part No. V1081TX--20P001142 | | |
| Tentative Product | ***** | ***** | |
| Specifications are subject to changes for improvement without advance notice. Proprietary data, drawings, company confidential all rights reserved. | 01/12/2017 | Version of 1.0 | Page 11/16 |

Reel Dimension



Packing



5 boxes per carton is available depending on shipment quantity.

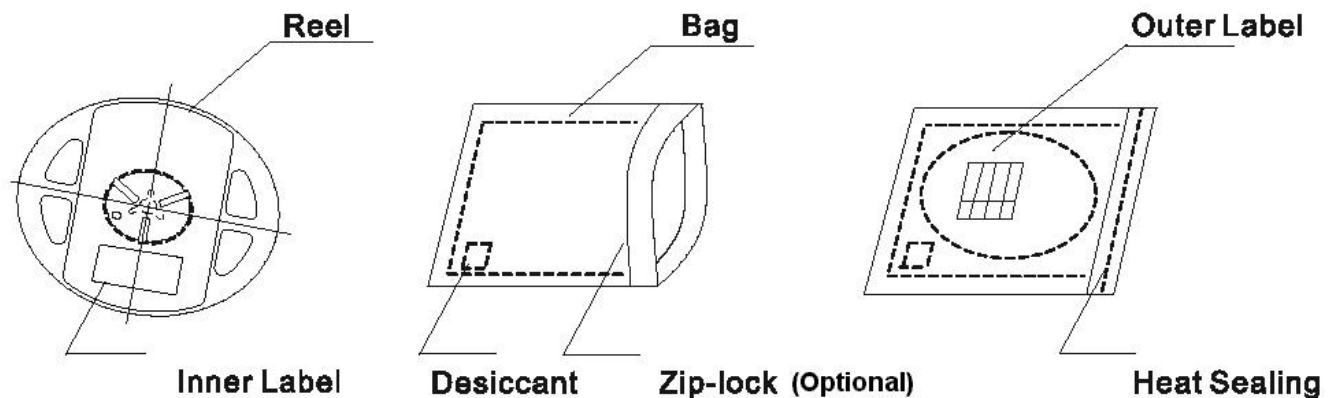
| | | | |
|---|--------------------------------|----------------|------------|
| Official Product | HT Part No. V1081TX--20P001142 | | |
| Tentative Product | ***** | ***** | |
| Specifications are subject to changes for improvement without advance notice. Proprietary data, drawings, company confidential all rights reserved. | 01/12/2017 | Version of 1.0 | Page 12/16 |

Dry Pack

All SMD optical devices are **MOISTURE SENSITIVE**. Avoid exposure to moisture at all times during transportation or storage. Every reel is packaged in a moisture protected anti-static bag. Each bag is properly sealed prior to shipment.

Upon request, a humidity indicator will be included in the moisture protected anti-static bag prior to shipment.

The packaging sequence is as follows:



Baking

It's recommended to bake before soldering once the pack is unsealed open & re-sealed after 4 weeks. The conditions are as followings:

1. $60 \pm 3^{\circ}\text{C} \times (12 \sim 24\text{hrs})$ and $< 5\% \text{ RH}$, taped reel type
2. $100 \pm 3^{\circ}\text{C} \times (45\text{min} \sim 1\text{hr})$, bulk type
3. $130 \pm 3^{\circ}\text{C} \times (15 \sim 30\text{min})$, bulk type

Precautions

1. Avoid exposure to moisture at all times during transportation or storage.
2. Anti-Static precaution must be taken when handling GaN, InGaN, and AlInGaP products.
3. It is suggested to connect the unit with a current limiting resistor of the proper size. Avoid applying a reverse voltage beyond the specified limit.
4. Avoid operation beyond the limits as specified by the absolute maximum ratings.
5. Avoid direct contact with the surface through which the LED emits light.
6. If possible, assemble the unit in a clean room or dust-free environment.

| | | | |
|---|--------------------------------|----------------|------------|
| Official Product | HT Part No. V1081TX--20P001142 | | |
| Tentative Product | ***** | ***** | |
| Specifications are subject to changes for improvement without advance notice. Proprietary data, drawings, company confidential all rights reserved. | 01/12/2017 | Version of 1.0 | Page 13/16 |

Handling of Silicone Resin LEDs

Handling Indications

During processing, mechanical stress on the surface should be minimized as much as possible. Sharp objects of all types should not be used to pierce the sealing compound.



Figure 1

In general, LEDs should only be handled from the side. By the way, this also applies to LEDs without a silicone sealant, since the surface can also become scratched.




Figure 2

When populating boards in SMT production, there are basically no restrictions regarding the form of the pick and place nozzle, except that mechanical pressure on the surface of the resin must be prevented.

This is assured by choosing a pick and place nozzle which is large than LEDs reflector area.

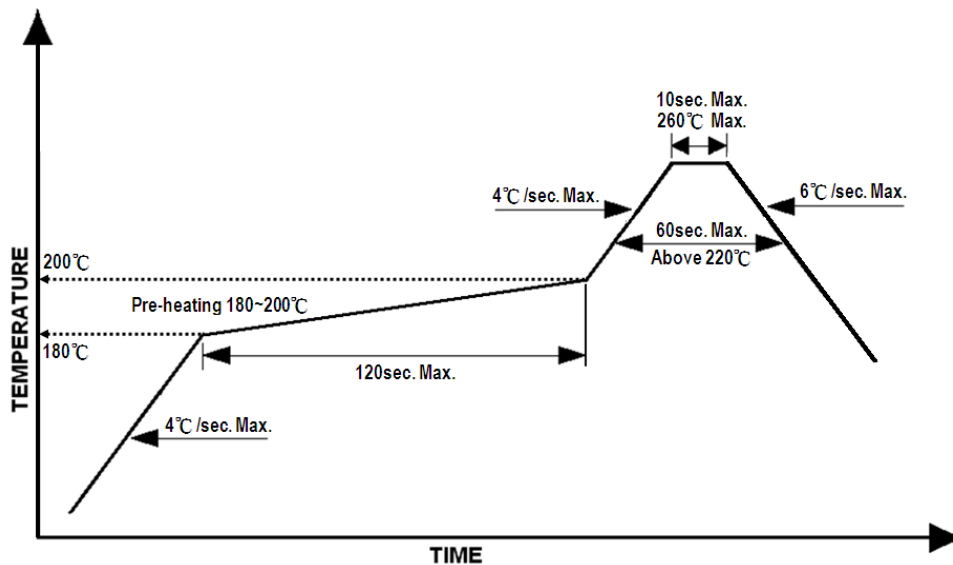
| | | | |
|---|--------------------------------|----------------|------------|
| Official Product | HT Part No. V1081TX--20P001142 | | |
| Tentative Product | ***** | ***** | |
| Specifications are subject to changes for improvement without advance notice. Proprietary data, drawings, company confidential all rights reserved. | 01/12/2017 | Version of 1.0 | Page 14/16 |

Reflow Soldering

Recommend soldering paste specifications:

1. Operating temp.: Above 220 °C ,60sec
2. Peak temp.:260 °CMax.,10sec Max.
3. Reflow soldering should not be done more than two times.
4. Never take next process until the component is cooled down to room temperature after reflow.
5. The recommended reflow soldering profile (measuring on the surface of the LED terminal) is following:

Lead-free Solder Profile



Reworking

- Rework should be completed within 5 seconds under 260 °C.
- The iron tip must not come in contact with the copper foil.
- Twin-head type is preferred.

Cleaning

Following are cleaning procedures after soldering:

- An alcohol-based solvent such as isopropyl alcohol (IPA) is recommended.
- Temperature x Time should be 50°C x 30sec. or <30°C x 3min
- Ultrasonic cleaning: < 15W/ bath; bath volume ≤ 1liter
- Curing: 100 °C max, <3min

| | | | |
|---|--------------------------------|----------------|------------|
| Official Product | HT Part No. V1081TX--20P001142 | | |
| Tentative Product | ***** | ***** | |
| Specifications are subject to changes for improvement without advance notice. Proprietary data, drawings, company confidential all rights reserved. | 01/12/2017 | Version of 1.0 | Page 15/16 |

Cautions of Pick and Place

- Avoid stress on the resin at elevated temperature.
- Avoid rubbing or scraping the resin by any object.
- Electric-static may cause damage to the component. Please ensure that the equipment is properly grounded. Use of an ionizer fan is recommended.

Revision History

| Rev. | Descriptions | Date | Page |
|------|--------------|------------|------|
| 1.0 | - | 01/12/2017 | - |
| | | | |
| | | | |
| | | | |
| | | | |
| | | | |
| | | | |
| | | | |
| | | | |
| | | | |
| | | | |
| | | | |
| | | | |
| | | | |
| | | | |
| | | | |
| | | | |
| | | | |
| | | | |
| | | | |

| | | | |
|---|--------------------------------|----------------|------------|
| Official Product | HT Part No. V1081TX--20P001142 | | |
| Tentative Product | ***** | ***** | |
| Specifications are subject to changes for improvement without advance notice. Proprietary data, drawings, company confidential all rights reserved. | 01/12/2017 | Version of 1.0 | Page 16/16 |