

**Harvatek 13*6*10mm Transmissive Sensor
HV-21S130100/S11C**

Official Product	HV-21S130100/S11C	Customer Part No.	Data Sheet No.
	*****	*****	CDAE-050-011
Specifications are subject to change without notice. Data and drawings herein are copyrighted.	Nov. 11 2019	Version of 1.1	Page 1/11

DISCLAIMER

HARVATEK reserves the right to make changes without further notice to any products herein to improve reliability, function or design. HARVATEK does not assume any liability arising out of the application or use of any product or circuit described herein; neither does it convey any license under its patent rights, nor the rights of others.

LIFE SUPPORT POLICY

HARVATEK's products are not authorized for use as critical components in life support devices or systems without the express written approval of the President of HARVATEK or HARVATEK INTERNATIONAL. As used herein:

1. Life support devices or systems are devices or systems which, (a) are intended for surgical implant into the body, or (b) support or sustain life, and (c) whose failure to perform when properly used in accordance with instructions for use provided in the labeling, can be reasonably expected to result in a significant injury of the user.
2. A critical component in any component of a life support device or system whose failure to perform can be reasonably expected to cause the failure of the life support device or system, or to affect its safety or effectiveness.

Official Product	HV-21S130100/S11C	Customer Part No.		Data Sheet No.
	*****	*****		CDAE-050-011
Specifications are subject to change without notice. Data and drawings herein are copyrighted.	Nov. 11 2019	Version of 1.1	Page 2/11	

Compliance and Certification

ISO9002, QS9000 and ISO14001 Certified

RoHS Compliant



Orderable Information

H V - 21 S 130 100 / S 11 C

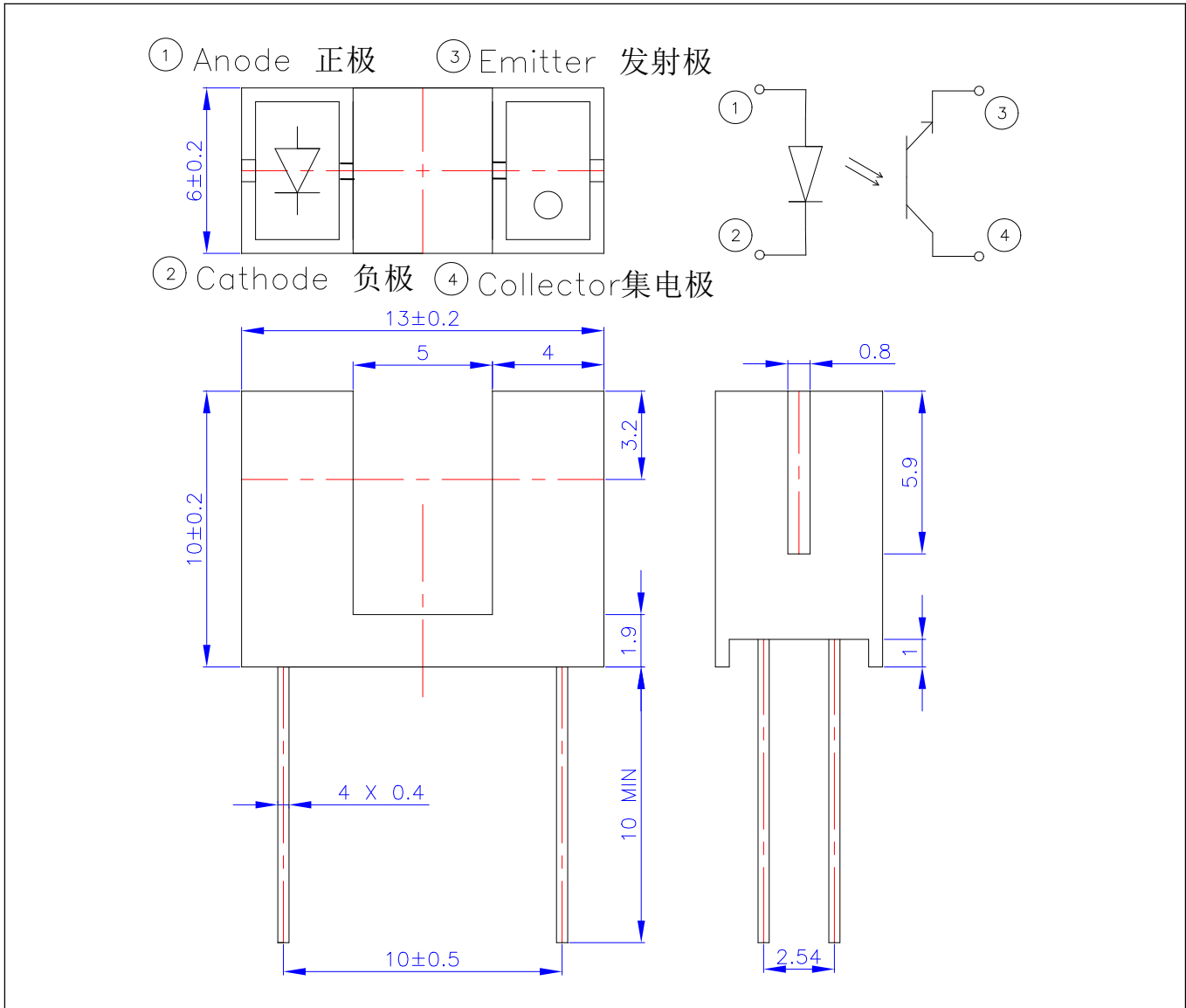
Series Name	Color Code	Remark
HV : HARVATEK	21S130100 : 13*6*10mm Transmissive Sensor. With AlGaAs Infrared emitter & Silicon Phototransistor. S11 : HARVATEK Part No. C : Water Clear	

Features:

- Low power consumption.
- High analytic.
- Fast response.
- Good lock and easy to assembly.

Official Product	HV-21S130100/S11C	Customer Part No.	Data Sheet No.
	*****	*****	CDAE-050-011
Specifications are subject to change without notice. Data and drawings herein are copyrighted.		Nov. 11 2019	Version of 1.1 Page 3/11

Package Dimensions



Notes:

1. All dimensions are millimeters.
2. Tolerance is ± 0.25 mm unless otherwise noted.
3. Specifications are subject to change without notice.

Official Product	HV-21S130100/S11C	Customer Part No.	Data Sheet No.
	*****	*****	CDAE-050-011
Specifications are subject to change without notice. Data and drawings herein are copyrighted.	Nov. 11 2019	Version of 1.1	Page 4/11

Absolute Maximum Ratings at Ta=25°C

Parameter		Symbol	Rating	Unit
Emitter	Forward Current	IF	50	mA
	Power Dissipation	Pd	75	mW
	Reverse Voltage	VR	5	V
	Peak Forward Current *1	IFp	1	A
Receiver	Collector Current	Ic	20	mA
	Power Dissipation	Pd	75	mW
	Collector-Emitter Voltage	Vceo	30	V
	Emitter-Collector Voltage	Veco	5	V
Operating Temperature		Topr	-40to+85	°C
Storage Temperature		Tstg	-40to+100	°C
Soldering Temperature *2		Tsol	260±5	°C

*1: Pulse Width \leq 100 μ s and Duty \leq 1% *2: Soldering time \leq 5 seconds.

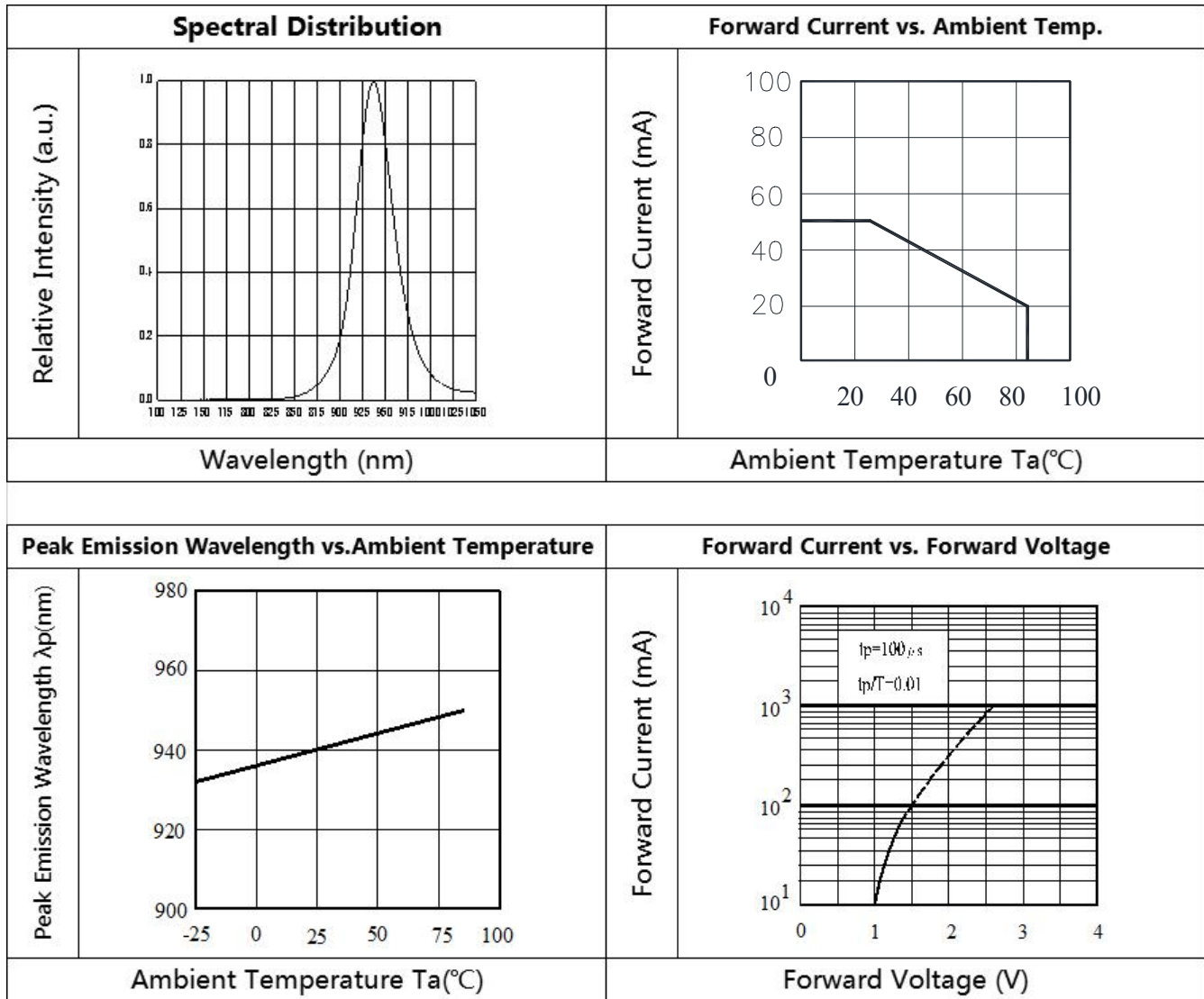
Official Product	HV-21S130100/S11C	Customer Part No.		Data Sheet No.
	*****	*****		CDAE-050-011
Specifications are subject to change without notice. Data and drawings herein are copyrighted.		Nov. 11 2019	Version of 1.1	Page 5/11

Electrical and Optical Characteristic

Parameter		Symbol	Condition	Min.	Typ.	Max.	Unit
Emitter	Forward Voltage	V_F	$I_F=20\text{ mA}$	/	1.2	1.5	V
	Reverse Current	I_R	$V_R=5\text{ V}$	/	/	10	μA
	Peak Wavelength	λ_p	$I_F=20\text{ mA}$	930	940	/	nm
Receiver	Dark Current	I_d	$V_{CE}=20\text{V}$	/	/	100	nA
	C-E Saturation	$V_{ce(sat)}$	$I_C=0.5\text{mA}$ $I_F=20\text{ mA}$	/	/	0.4	V
Transfer Characteristics	Collect Current	$I_{C(ON)}$	$V_{CE}=5\text{V}$ $I_F=20\text{ mA}$	0.5	/	/	mA
	Rise time	T_r	$V_{CE}=5\text{V}$ $I_C=1\text{mA}$ $R_L=1\text{K}\ \Omega$	/	15	/	$\mu\text{ sec}$
	Fall time	T_f		/	15	/	$\mu\text{ sec}$

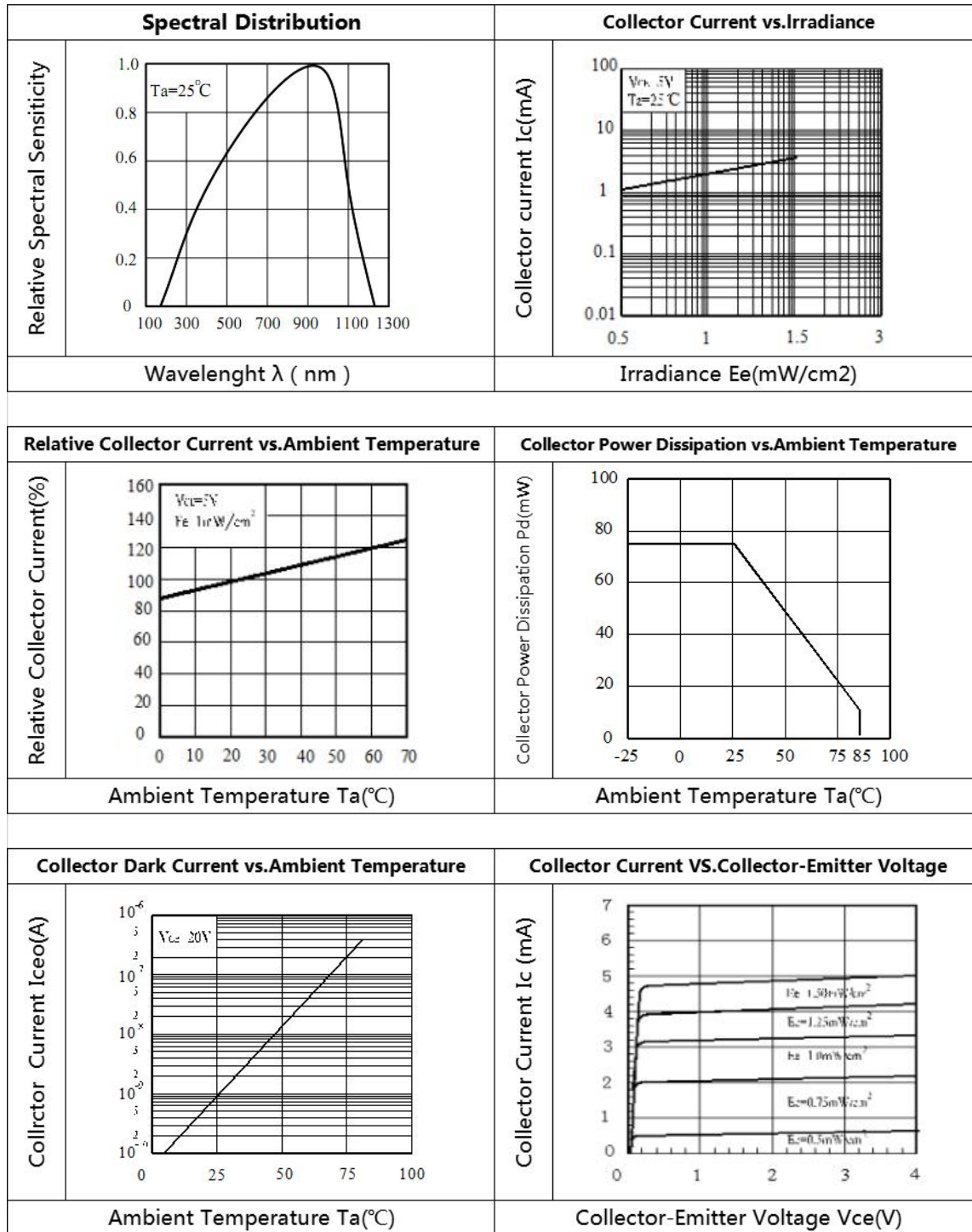
Official Product	HV-21S130100/S11C	Customer Part No.		Data Sheet No.
	*****	*****		CDAE-050-011
Specifications are subject to change without notice. Data and drawings herein are copyrighted.		Nov. 11 2019	Version of 1.1	Page 6/11

Typical Electro-Optical Characteristics Curves For IR



Official Product	HV-21S130100/S11C	Customer Part No.	Data Sheet No.
	*****	*****	CDAE-050-011
Specifications are subject to change without notice. Data and drawings herein are copyrighted.		Nov. 11 2019	Version of 1.1
			Page 7/11

Typical Electro-Optical Characteristics Curves For PT



Official Product	HV-21S130100/S11C	Customer Part No.	Data Sheet No.
	*****	*****	CDAE-050-011
Specifications are subject to change without notice. Data and drawings herein are copyrighted.		Nov. 11 2019	Version of 1.1
			Page 8/11

Reliability test items and conditions:

The reliability of products shall be satisfied with items listed below.

Confidence level: 97%

LTPD:3%

No	Item	Test Conditions	Test Hours/Cycle	Sample Size	Failure Judgment Criteria	Ac/Er
1	Solder Heat	TEMP:260°C±5°C	10 SEC	76 PCS	$I_v \leq I_{vt} * 0.5$ or $V_f \geq U$ or $V_f \leq L$	0/1
2	Temperature Cycle	H:+100°C 15min ∫ 5min L:-40°C 15min	300 CYCLES	76 PCS		0/1
3	Thermal Shock	H:+100°C 5min ∫ 10sec L:-10°C 5min	300 CYCLES	76 PCS		0/1
4	High Temperature Storage	TEMP:100°C	1000 HRS	76 PCS		0/1
5	Low Temperature Storage	TEMP:-40°C	1000 HRS	76 PCS		0/1
6	DC Operating Life	TEMP:25°C IF=20mA	1000 HRS	76 PCS		0/1
7	High Temperature / High Humidity	85°C/85%RH	1000 HRS	76 PCS		0/1

Note: I_{vt} : To test I_v value of the chip before the reliability test.


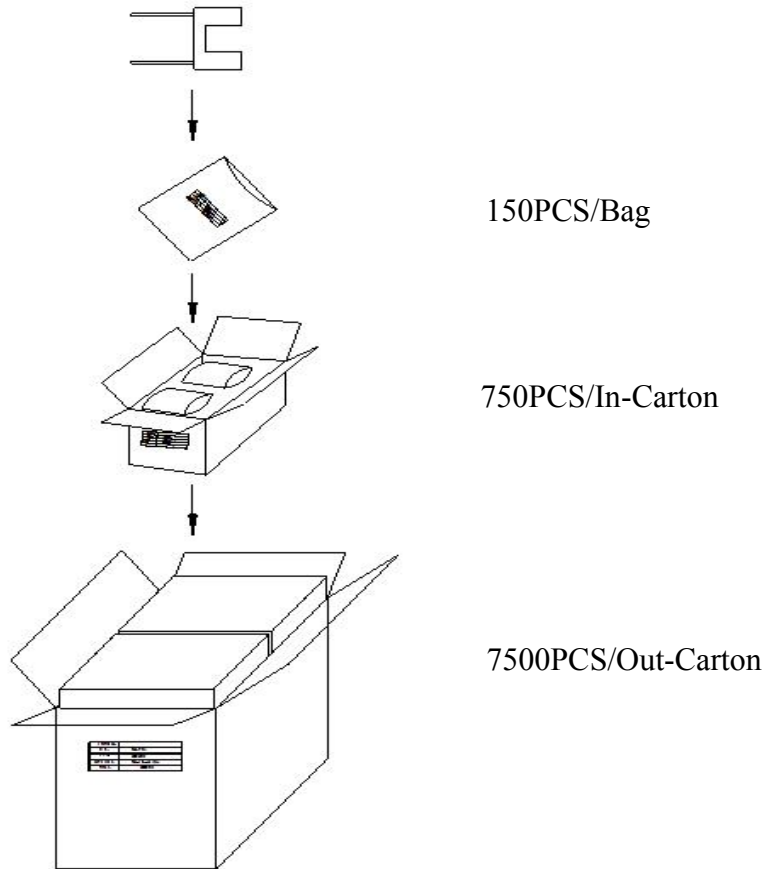
I_v : The test value of the chip that has completed the reliability test

U: Upper Specification Limit

L: Lower Specification Limit

Official Product	HV-21S130100/S11C	Customer Part No.		Data Sheet No.
	*****	*****		CDAE-050-011
Specifications are subject to change without notice. Data and drawings herein are copyrighted.		Nov. 11 2019	Version of 1.1	Page 9/11

Packing Specification:



Official Product	HV-21S130100/S11C	Customer Part No.	Data Sheet No.
	*****	*****	CDAE-050-011
Specifications are subject to change without notice. Data and drawings herein are copyrighted.		Nov. 11 2019	Version of 1.1
			Page 10/11

Revision History

Revision	Page	Version No.	Revision Date
Initial Release		1.0	08-09-2018
Modifies Electrical and Optical Characteristic	6	1.1	11-11-2019

Official Product	HV-21S130100/S11C	Customer Part No.	Data Sheet No.
	*****	*****	CDAE-050-011
Specifications are subject to change without notice. Data and drawings herein are copyrighted.	Nov. 11 2019	Version of 1.1	Page 11/11